

# c-Series hearing aids

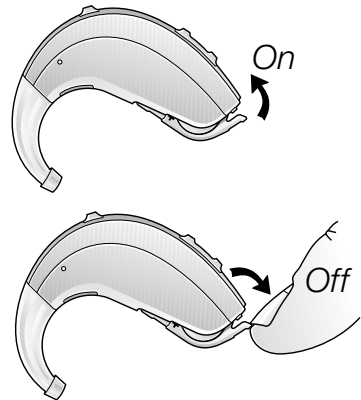
## Turning on and off

### Turning the hearing aid on

Close the battery drawer completely to switch your hearing aid on.

### Turning the hearing aid off

Open the battery drawer until a click is felt to turn your hearing aid off.

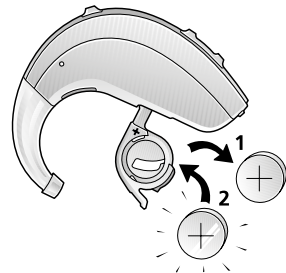


## Changing batteries

Battery size and colour:

### When the battery power is low

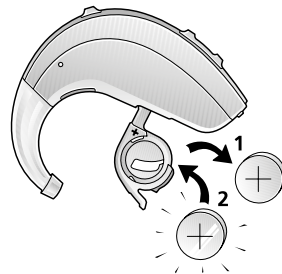
- The hearing aid will beep when the battery power gets too low.
- The signal will repeat every 15 minutes until the hearing aid automatically turns off.



## c-Series hearing aids (continued)

### To change the battery

- Remove the sticky label from the new battery.
- Open the battery drawer.
- Remove the dead battery by pulling it upwards.
- Insert the new battery in it's place. Make sure that the flat side (marked +) is facing upwards.



**i** *To save the battery, make sure you turn your hearing aid off when you are not using it.*

Your hearing aid has been set up to beep when the battery needs changing.

Yes       No

Audiologist contact details: